

School Children's
Flower and Vegetable
Association

2019 Chairperson Booklet



History of the SCFVA

School Children's Flower and Vegetable Association Fort Wayne, Indiana

In the early 1920s, Park Superintendent Adolf Jaenicke organized a program with the Fort Wayne Chamber of Commerce that would provide school children with potted plants. On October 5, 1923, the Board of Park Commissioners instructed Mr. Jaenicke that "plants be propagated in our greenhouse and later be distributed among school children throughout the city." Actual distribution began four years later.

Mrs. John Memmewisch served as the first president until 1929. During her tenure, the constitution was written specifying participation by public and parochial schools. Flower seeds were added in 1928 and vegetable seeds in 1929.

The first annual display was held at the Courthouse. Then it was moved to Central High School, where

it was held until 1954. Due to the tremendous number of entries, it was then moved to the Memorial Coliseum. This change brought complications to the organization. Each school wanted their own exhibits. Due to the difficulty of parents and children participating in the Coliseum show, the association disbanded in 1958, with the "sincere hope that a new organization might be formed that would sponsor the continuation of the program."

The Park board maintained the program through 1961 when the new organization was formed. Another constitution was adopted and elections held. A new era had begun! Through volunteer efforts, plants and seeds were to be distributed to the children in the spring and in the fall each school was to have a flower

show. All blue ribbon winners from each school were to be eligible to participate in a City-Wide Blue Ribbon Recognition Day Show.

More than 60 schools participate in the SCFVA program. Each year, more than 4,000 packets of seeds are sown by participating children. The Fort Wayne Parks and Recreation Department grows and distributes more than 18,000 potted plants.

According to the by-laws, the purpose of the association is to "further education in the Nature Study Theory, growing flowers, plants and vegetables, molding characteristics of worth in making citizens of the future." We hope to continue working to improve the interest in nature that is inherent in children!

SCFVA Executive Committee

www.FortWayneParks.org

Go to "Programs," then "Youth Programs," then to "School Children's Flower and Vegetable Association" and this booklet is on that page.

Blue Ribbon Show Chairperson	Colleen Daily	466-3518 home/486-2226 work	kneelock30@yahoo.com
Ribbon Chairperson	Annette Johnson	710-4523	
T-Shirt Chairperson	Tania Fox	444-1794	zorro1316@juno.com
Park Board Advisor	Lynda Heavrin	427-6424 direct	lynda.heavrin@cityoffortwayne.org
	1900 N. Clinton	427-6400 office	
	Fort Wayne, IN 46805	427-6422 fax	
Park Board Advisor	Eric Ummel	427-6402, 427-6400	eric.ummel@cityoffortwayne.org

**The Executive Committee is here to help you.
Feel free to call any one of us if you have a question,
need help or have a suggestion.**

Chairperson's Checklist

Before School Begins

- ❑ Doublecheck your school flower show date with your school principal and/or PTA president. Contact the SCFVA president, school flower show chairperson or the park board advisor if you have questions.
- ❑ Put a notice about the school flower show in the school registration packets for students in grades 1-5.

A Week Before Your School Show

- ❑ Arrange with your principal the location of tables for displaying entries well in advance.
- ❑ Call judges before the show to confirm show date, time and location in the building.
- ❑ Count your ribbons to make sure you have enough. If the Statistics Form was used the previous year it is a good source for this information.
- ❑ Put up posters announcing the show.
- ❑ Plan on having helpers; you could have a lot of entries the morning of your school show. To make it easier on yourself, parents, and students you may want to allow students to bring in entries after school the day before your show.
- ❑ A few days before the show, announce the show and send home Form D, front and back.
- ❑ Make the show fun! Have a category for the "goofiest" vegetable or the "smallest" plant. Get everyone involved! Even if they did not grow seeds or their plant died, let students and teachers bring in a favorite plant. All these categories can get Green Thumb ribbons or special prizes.

Day Before the Show

- ❑ Leave copies of the information page and entry forms in the school office.
- ❑ Have a designated space for each possible category on the tables. Label the categories. Separate the potted plants by 1st, 2nd and 3rd year, and then into categories.
- ❑ Have extra containers such as paper plates, cups or tin cans in case a student needs some help in displaying his/her entry. A container such as a milk jug for watering may be helpful. Other needed supplies include a fabric tape measure to measure size

categories, scissors or pruner for trimming entries, stapler and tape for securing entry forms.

Day of the Show

- ❑ Have copies of the Entry Form ready for students to complete. Try to be aware of all entries coming into the show. It is the responsibility of the chairperson and his/her helpers to make sure entries are correct. If a child has incorrectly entered a category, advise him/her about how to enter correctly. Be sure that each entry is properly tagged and the child's name is concealed before the judges arrive. Entry categories are listed on the back of Form D.
- ❑ A student may have only one entry in each category. However, a student may enter as many categories as desired.

Important Dates

Mid-January

Distribute **Form A**, front only, to students in grades K-4. **Seed sales are not restricted to children; please encourage your school staff and family, and friends to buy seeds.**

Monday, February 4, 2019

Order deadline for seeds, t-shirts, pencils and ribbons. Send **one** check made out to **SCFVA** with completed **Form B**. Send check and copy of the forms to **Lynda Heavrin** at the address on page 1; keep a copy for your records. Be sure to include requested show date, as it is on a first-come, first-serve basis. Your school show must be before the Blue Ribbon Show.

Monday, April 8 Seed, ribbon, t-shirt and pencil pickup at the Lawton Park Maintenance Office, 1900 N. Clinton. Orders will be available beginning this day and will be held until plants are delivered. The office is open Monday – Friday, 7:30 am – 3:00 pm and after hours by appointment,

April 22-26 Plants delivered to schools (refer to schedule). Distribute **Form C**, seeds, plants and t-shirts to students. **It**

- ❑ Only students in grades 1 through 5 are eligible to be judged by SCFVA judges and are qualified to take their entries to the City-Wide Blue Ribbon Show.
- ❑ Have copies of the Judging Comment Sheets available for judges.
- ❑ Make sure every Blue Ribbon winner receives a copy of the Congratulations Form.
- ❑ Fill out the Statistics Form to help with planning next year's show.
- ❑ Each school will receive a plant designated as a "Principal Plant" so that he/she can participate in the program.
- ❑ Congratulate yourself, your helpers, and the students for helping with a program that brings together school staff, parents and children in the common goal of growing something special.

might be helpful to collect bread bags throughout the year and use them to hold plants being sent home.

*Wednesday, August 6, 7 p.m. or
Thursday, August 7, 10 a.m.*

School Chairperson's Clinic at the Botanical Conservatory. See the 2019 seed and plant material and discuss how to create a fun show! Learn about judging criteria.

Late August/Early September

School shows. Remind students of your school's upcoming show. Send **Form D**, front and back, home with students in grades 1-5. It has detailed information about school shows.

Friday, September 13, 5 to 7 p.m.

Blue Ribbon Show Registration, McMillen Community Center, 3900 Abbott St. Volunteers needed.

Saturday, September 14, 8:30 to 11 a.m.

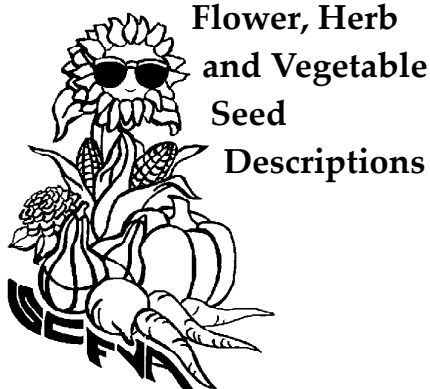
Blue Ribbon Show Registration
12:30 p.m. to 2:30 p.m.

Blue Ribbon Show Judging. Volunteers needed to help judges.

Wednesday, January 15, 2020, 7 p.m. or

Thursday, January 16, 2020, 10 a.m.

Chairperson Meeting, Botanical Conservatory, pick up your 2020 booklet.



Flower, Herb and Vegetable Seed Descriptions

Vegetables

Beet – Detroit Dark Red is medium size, rounded, and deep red.

Carrot - Nantes can be up to 6-8 inches long and 1 ½ inches wide with an orange-red color.

Gourd – Small Ornamental Mix are assorted sizes, colors, shapes.

Corn – Ornamental corn can have up to 10" ears with mixed kernels of yellow, red, white, blue and purple.

Pumpkin – Jack O'Lantern has is medium-sized, up to 10 pounds, medium, bright orange with round to oval-shaped.

Sunflower – Giant Greystripe can get a flower up to 12" on 10 foot plant. Seeds are edible when roasted.

Herbs

Basil – Sweet Basil is an aromatic herb with edible, green leaves. Can be grown in the ground or in a container.

Parsley – Curly Parsley is a decorative herb with edible, green leaves. Can be grown in the ground or in a container.

Flowers

Cleome – Queen Mix has airy blooms in pink, purple, or white with spidery seed pods on 3-4 foot plants.

Marigold – Crackerjack Mix are large double blooms of yellow, gold, or orange on 3½ foot plants.

Sunflower – Teddy Bear has fully double, golden blooms on 1 ½ foot plants. Can be grown in the ground or in a container.

Zinnia – Dahlia-flowered has abundant blooms up to 5 " in assorted colors on bushy 2 ½ foot plants.

Dear Student and Parent,

Now is the time to order your seeds for spring! Below is the list of seed varieties available from the School Children's Flower and Vegetable Association. The seeds will be distributed in April 2019. As you choose your seeds think of what you would like to take back to your school's Flower and Vegetable Show in September. A description of each variety is to the left. Please indicate on this order form the seeds and t-shirts you wish to order. Please encourage your family and friends to order seeds from us. **Please return this order form and amount due to your teacher by _____**

Type of Seed <i>Vegetable</i>	Qty of Seed Pkts.	Type Of Seed <i>Flower</i>	Qty of Seed Pkts.
Beet	_____	Cleome, Mix	_____
Carrot	_____	Marigold, Crackerjack	_____
Gourd, Small Mix	_____	Sunflower, Teddy Bear	_____
Ornamental Corn	_____	Zinnia	_____
Pumpkin	_____	Total # Seed Packets	_____
Sunflower, Giant	_____	Cost per packet	X 50¢

Herb **Total Seed Cost** \$ _____

Basil, Sweet _____
Parsley, Curly _____



T-Shirts

Youth, Color - \$7.00 each _____
Youth, White* - \$8.50 each _____
Adult, Color - \$8.00 each _____
Adult, White* - \$9.50 each _____

Total T-Shirt Cost \$ _____

Total Seed & T-shirt Cost \$ _____

Please indicate in the spaces below the number of t-shirts you wish to order in the size and color you desire and put the total in the space above.

T-Shirts Colors	Youth Size 6 Small	Youth 10-12 Medium	Youth 14-16 Large	Adult Small	Adult Medium	Adult Large	Adult Extra Large
Light Blue							
Lime Green							
Orange							
Bright Pink							
Salmon							
White*							

*Color your SCFVA design! White comes with a box of 7 heat-activated fabric dye crayons.

Student's Name _____

Teacher's Name/Grade/Room # _____

Parent Signature _____

Parent Phone/Email Address _____

Please make checks payable to _____

If you have any questions please call your School Show Chairperson:

2019 Order Form For Seeds, Ribbons, T-Shirts, Pencils and Plants

Due Date: Monday, February 4, 2019

School _____ Chairperson's Name _____

Address _____ ZIP _____

Chairperson's Phone _____ Chairperson's Email _____

Show Date* _____ Judging Time _____

**Shows are scheduled in blocks of time and there are limited judges for each block.*

Requested show dates are accepted on a first-come, first-serve basis. This year's Blue Ribbon Show is Saturday, September 14.

SEEDS	Qty
Beet	_____
Carrot	_____
Gourd	_____
Ornamental Corn	_____
Pumpkin	_____
Sunflower, Giant	_____
Basil	_____
Parsley	_____
Cleome, Mix	_____
Marigold	_____
Sunflower, Teddy Bear	_____
Zinnia	_____
Total # seed packets	_____
Cost per seed packet	X 50¢ _____
Total seed cost	\$ _____

RIBBONS	Qty
Blue (1 st)	_____
Red (2 nd)	_____
Yellow (3 rd)	_____
Orange (4 th)	_____
Green Thumb	_____
Cost per ribbon	X 25¢
Total ribbon cost	\$ _____

PENCILS (These fun multicolored pencils with SCFVA logo make a great giveaway to students who bring entries to the school show!)

Number of pencils	_____
Cost per pencil	X 25¢
Total pencil cost	\$ _____

T-SHIRTS (please fill in details to the left)

Total Youth T-Shirts, Color-\$7.00 each	\$ _____
Total Youth T-Shirts, White- \$8.50 each	\$ _____
Total Adult T-Shirts, Color - \$8.00 each	\$ _____
Total Adult T-Shirts, White - \$9.50 each	\$ _____
Total t-shirt cost	\$ _____

Total amount enclosed for seeds, ribbons, pencils and t-shirts \$ _____

Total number of potted plants for grades K-4th (no cost)
 Potted plants are **only** distributed to students in grades K - 4th, not preschool) _____

A free tree seedling is available for every 3rd grade student. If you would like to receive these plants, please include the number of 3rd grade students you have here: _____

The seedlings will be delivered with the rest of your plants in April. Each seedling will be individually bagged.

T-Shirts Colors	Youth Size 6 Small	Youth 10-12 Medium	Youth 14-16 Large	Adult Small	Adult Medium	Adult Large	Adult Extra Large
Light Blue							
Lime Green							
Orange							
Bright Pink							
Salmon							
White							

Helpful Growing Tips from the SCFVA

Growing Your Plants

First, read the tag in your plant to see what kind of conditions it prefers. Most of these plants will do best if you repot them as soon as they outgrow their current container. Repot into a container not more than two inches larger. If it is too large, the plant spends all its time growing roots. Use potting soil mix, not dirt from your yard.

There are many great websites and books on gardening and houseplants in the library. They will help you have the most fun with learning to grow plants!

Plan to bring your entries to our school's plant show, which takes place _____.

Helpful Growing Tips from the SCFVA

Growing Your Plants

First, read the tag in your plant to see what kind of conditions it prefers. Most of these plants will do best if you repot them as soon as they outgrow their current container. Repot into a container not more than two inches larger. If it is too large, the plant spends all its time growing roots. Use potting soil mix, not dirt from your yard.

There are many great websites and books on gardening and houseplants in the library. They will help you have the most fun with learning to grow plants!

Plan to bring your entries to our school's plant show, which takes place _____.

Helpful Growing Tips from the SCFVA

Growing Your Plants

First, read the tag in your plant to see what kind of conditions it prefers. Most of these plants will do best if you repot them as soon as they outgrow their current container. Repot into a container not more than two inches larger. If it is too large, the plant spends all its time growing roots. Use potting soil mix, not dirt from your yard.

There are many great websites and books on gardening and houseplants in the library. They will help you have the most fun with learning to grow plants!

Plan to bring your entries to our school's plant show, which takes place _____.

Helpful Growing Tips from the SCFVA

Growing Your Plants

First, read the tag in your plant to see what kind of conditions it prefers. Most of these plants will do best if you repot them as soon as they outgrow their current container. Repot into a container not more than two inches larger. If it is too large, the plant spends all its time growing roots. Use potting soil mix, not dirt from your yard.

There are many great websites and books on gardening and houseplants in the library. They will help you have the most fun with learning to grow plants!

Plan to bring your entries to our school's plant show, which takes place _____.

History of the School Children's Flower and Vegetable Association, Fort Wayne, Indiana

In the early 1920s, Park Superintendent Adolf Jaenicke organized a program with the Fort Wayne Chamber of Commerce that would provide school children with potted plants. Actual distribution began four years later. Mrs. John Memmewisch served as the first president until 1929. During her tenure, the constitution was written specifying participation by public and parochial schools. Flower seeds were added in 1928 and vegetable seeds in 1929.

The first annual display was held at the Courthouse. Then it was moved to Central High School, where it was held until 1954. Due to the tremendous number of entries, it was then moved to the Memorial Coliseum. The Park board maintained the program through 1961 when the new organization was formed. Another constitution was adopted and elections held. A new era had begun! Through volunteer efforts, plants and seeds were to be distributed to the children in the spring and in the fall each school was to have a flower show. All blue ribbon winners from each school were to be eligible to participate in a City-Wide Blue Ribbon Recognition Day Show.

More than 60 schools participate in the SCFVA program. Each year, more than 4,000 packets of seeds are sown by participating children. The Fort Wayne Parks and Recreation Department grows and distributes more than 18,000 potted plants. According to the by-laws, the purpose of the association is to "further education in the Nature Study Theory, growing flowers, plants and vegetables, molding characteristics of worth in making citizens of the future." We hope to continue working to improve the interest in nature that is inherent in children!

History of the School Children's Flower and Vegetable Association, Fort Wayne, Indiana

In the early 1920s, Park Superintendent Adolf Jaenicke organized a program with the Fort Wayne Chamber of Commerce that would provide school children with potted plants. Actual distribution began four years later. Mrs. John Memmewisch served as the first president until 1929. During her tenure, the constitution was written specifying participation by public and parochial schools. Flower seeds were added in 1928 and vegetable seeds in 1929.

The first annual display was held at the Courthouse. Then it was moved to Central High School, where it was held until 1954. Due to the tremendous number of entries, it was then moved to the Memorial Coliseum. The Park board maintained the program through 1961 when the new organization was formed. Another constitution was adopted and elections held. A new era had begun! Through volunteer efforts, plants and seeds were to be distributed to the children in the spring and in the fall each school was to have a flower show. All blue ribbon winners from each school were to be eligible to participate in a City-Wide Blue Ribbon Recognition Day Show.

More than 60 schools participate in the SCFVA program. Each year, more than 4,000 packets of seeds are sown by participating children. The Fort Wayne Parks and Recreation Department grows and distributes more than 18,000 potted plants. According to the by-laws, the purpose of the association is to "further education in the Nature Study Theory, growing flowers, plants and vegetables, molding characteristics of worth in making citizens of the future." We hope to continue working to improve the interest in nature that is inherent in children!

History of the School Children's Flower and Vegetable Association, Fort Wayne, Indiana

In the early 1920s, Park Superintendent Adolf Jaenicke organized a program with the Fort Wayne Chamber of Commerce that would provide school children with potted plants. Actual distribution began four years later. Mrs. John Memmewisch served as the first president until 1929. During her tenure, the constitution was written specifying participation by public and parochial schools. Flower seeds were added in 1928 and vegetable seeds in 1929.

The first annual display was held at the Courthouse. Then it was moved to Central High School, where it was held until 1954. Due to the tremendous number of entries, it was then moved to the Memorial Coliseum. The Park board maintained the program through 1961 when the new organization was formed. Another constitution was adopted and elections held. A new era had begun! Through volunteer efforts, plants and seeds were to be distributed to the children in the spring and in the fall each school was to have a flower show. All blue ribbon winners from each school were to be eligible to participate in a City-Wide Blue Ribbon Recognition Day Show.

More than 60 schools participate in the SCFVA program. Each year, more than 4,000 packets of seeds are sown by participating children. The Fort Wayne Parks and Recreation Department grows and distributes more than 18,000 potted plants. According to the by-laws, the purpose of the association is to "further education in the Nature Study Theory, growing flowers, plants and vegetables, molding characteristics of worth in making citizens of the future." We hope to continue working to improve the interest in nature that is inherent in children!

History of the School Children's Flower and Vegetable Association, Fort Wayne, Indiana

In the early 1920s, Park Superintendent Adolf Jaenicke organized a program with the Fort Wayne Chamber of Commerce that would provide school children with potted plants. Actual distribution began four years later. Mrs. John Memmewisch served as the first president until 1929. During her tenure, the constitution was written specifying participation by public and parochial schools. Flower seeds were added in 1928 and vegetable seeds in 1929.

The first annual display was held at the Courthouse. Then it was moved to Central High School, where it was held until 1954. Due to the tremendous number of entries, it was then moved to the Memorial Coliseum. The Park board maintained the program through 1961 when the new organization was formed. Another constitution was adopted and elections held. A new era had begun! Through volunteer efforts, plants and seeds were to be distributed to the children in the spring and in the fall each school was to have a flower show. All blue ribbon winners from each school were to be eligible to participate in a City-Wide Blue Ribbon Recognition Day Show.

More than 60 schools participate in the SCFVA program. Each year, more than 4,000 packets of seeds are sown by participating children. The Fort Wayne Parks and Recreation Department grows and distributes more than 18,000 potted plants. According to the by-laws, the purpose of the association is to "further education in the Nature Study Theory, growing flowers, plants and vegetables, molding characteristics of worth in making citizens of the future." We hope to continue working to improve the interest in nature that is inherent in children!



Hey Kids, It's Time to Bring Your SCFVA Potted Plants, Flowers, Vegetables and Herbs Back to School to Enter Them in Your School's Flower Show to Be Held

(date here) _____

(chair name/phone here) _____

Below are the categories you can enter. You may enter as many categories as you want, but can enter each category only once. A description of how plants, flowers, vegetables and herbs are judged is listed below and on the back of this form. Entry forms may be sent with this sheet. If not you can fill out the forms at school.

Seed Categories

Vegetables

Beet for appearance	1 per display
Beets for appearance	3 per display
Beet, size	1 per display
Carrot for appearance	1 per display
Carrots for appearance	3 per display
Carrot, longest	1 per display
Gourd	1 per display
Gourds, all alike	3 per display
Gourds, all different	3 per display
Pumpkin for appearance	1 per display
Pumpkin, size	1 per display
Ornamental Corn for appearance	1 per display
Ornamental Corn for appearance	3 per display
Ornamental Corn, longest	1 per display
Sunflower for appearance	1 per display
Sunflower, size	1 per display
Mixed collection of vegetables	5 or more vegetables from at least 2 categories

Cut Flowers

Cleome, single	1 per display
Cleome, any 3	3 per display
Marigold, single	1 per display
Marigold, any 3	3 per display
Sunflower, Teddy Bear	1 stem cut
Zinnia, single	1 per display
Zinnia, all alike	3 per display
Zinnia, all different	3 per display
Mixed bouquet of flowers	5 or more flowers from at least 2 categories

Herbs

Basil	1 stem cut, in water
Basil	1 container, potted
Parsley	1 stem cut, in water
Parsley	1 container, potted

Plant Categories

1st Year Potted Plants Sent Home in April 2019

Umbrella Plant, Asparagus Fern, Jacobinia, Strawberry Begonia, Spider Plant, Begonia 'Party Red,' Coleus 'Pineapple Surprise,' Geranium 'Maverick Red'

2nd Year Potted Plants Sent Home in April 2018

Umbrella Plant, Asparagus Fern, Jacobinia, Strawberry Begonia, Spider Plant, Begonia 'Ambassador Bicolor,' Coleus 'Super Rainbow Color Pride,' Geranium 'Pinto Orange'

3rd Year Potted Plants Sent Home in April 2017

Umbrella Plant, Asparagus Fern, Jacobinia, Strawberry Begonia, Spider Plant, Copperleaf, Begonia 'Yin Rose,' Coleus 'Black Dragon,' Geranium 'Maverick Star'

4th+ Year Plants

Any SCFVA plants that were sent home in April 2016 or earlier

My Favorite Plant

Any plant grown throughout the summer

How SCFVA Vegetables, Flowers, Herbs and Plants Are Judged

Keep in mind that your vegetable, flower, herb or plant may be the only entry in that category for your school. Plan on entering whatever you have and be proud that you grew it for the summer!

Vegetables

Vegetables should be clean and fresh with rich colored skins and no blemishes. They should be "table quality" that you would use in cooking.

- **Beet 'Detroit Dark Red'** should be globe shaped, a uniform deep red color, with a blemish free skin. The normal size of this variety of beet is 2" to 4" in diameter. The tops should be cut off so that 1" of stem is left. In the **Beets 3 per Display** category, the beets should be uniform in size, shape and color. In the **Beets/Largest** category, the beet is measured at the widest point horizontally and vertically and the two measurements are added together. Do not measure the stems or fine tip roots.
- **Carrot 'Nantes'** should be a uniform bright orange-red color and up to 7" in length. The shape of this carrot should be straight, tube-like, not tapered. The tops should be cut off so that 1" of stem is left. In the **Carrot/Longest** category length is the only criteria. The carrot is measured from end to end, including the root hair, no matter how small. Do not measure any of the leaf stem. In the

continued on other side

How SCFVA Vegetables, Flowers, Herbs and Plants Are Judged

continued from other side

Carrots 3 per Display category, the 3 carrots should be uniform in size, shape and color.

- **Ornamental Gourds** should be richly colored and blemish free. Size of the gourds may vary greatly but extremely small gourds may not be mature. In the **Gourds All Alike** category, the gourds should be uniform in size, color and shape. In the **Gourds All Different** category, each gourd should be a different color and shape.
- The **Ornamental Corn** is judged for maturity of ears, richness of color in the kernels, lack of blemishes or missing kernels. The kernels can be a blend of red, blue, purple, white and yellow. The ears can be up to 10" long. The tip of the ear should not be broken off. The husks should be left on and tied back. In the **Ornamental Corn 3 per Display** category, uniformity of color is not necessary but uniformity of size and shape is the criteria. In the **Ornamental Corn/Longest** category, length is the only criteria; husks are not measured.
- **Pumpkin 'Jack-O-Lantern'** should be bright orange and up to about 10 pounds. The **Pumpkin/Size** category is judged by measuring the pumpkin in two directions, around the middle and up and down. The pumpkin with the largest combined measurements is the winner. The **Pumpkin/Appearance** category is judged for symmetry, uniformity of color, richness of color and lack of blemishes on the skin. Size is not as important as the above criteria but extremely small pumpkins may be considered immature.
- **Sunflower 'Giant Greystripe'** can get up to a 24" flower head. The **Sunflower/Size** category has size as the only criteria. Measure the sunflower at its widest point following folds, dips and curves, from the point where the sepals end and the seeds begin. The **Sunflower/Appearance** category is judged on symmetry, mature seed development, most geometrically evident pattern of seeds, overall cleanliness of flower head and the fewest missing seeds. The yellow florets on the flower head should be removed.
- The **Mixed Collection** category should be judged on its overall quality of the five or more vegetables of at least two categories using the criteria outlined above. The

arrangement and container used should not be used as a factor in judging this category.

Herbs

The herbs, **Parsley** and **Basil**, each have two categories, **cut (one stem)** and **potted**. Both are judged for healthy foliage without insect or mechanical damage and should be firm to the touch, not limp. The potted category can have multiple plants in one container. The cut stem should be in water. Blooms do not need to be removed from the Basil. Neither herb can be used in either the Mixed Vegetable Collection or the Flower Bouquet categories.

Cut Flowers

Judges are looking for fresh, healthy flowers with bright color. Judges will count off for petals with brown edges and faded colors. The leaves should be left on the stem. The judges are looking for healthy foliage without spots or insect damage. In all the cut flower categories an unopened bud on a flower stem will not demerit the entry.

- **Cleome 'Queen Mix'** is judged for freshness of the flowers, richness of the color, symmetry and size of the flowers and the health of the foliage. The seed pods and foliage should be left on the stem. In the **Cleome 3 per Display** category the flowers should be uniform in size and can be any of the three colors.
- **Marigold 'Crackerjack'** are judged for the freshness of the flowers, the richness of the color, symmetry and the health of the foliage. In the **Marigold 3 per Display, Mix** category the flowers should be uniform in size and of any color.
- **Sunflower 'Teddy Bear'** has fully double, golden blooms. The entry should be one cut stem and can have one or more flowers per stem. This sunflower has small petals on the back of the flower. These are to be left on and can be green or brown.
- **Zinnia 'Dahlia-Flower'** is a mix which includes a blend of colors. The flowers are judged for freshness, richness of color, symmetry and size of the flowers, and the health of the foliage. In the **Zinnia 3 per Display, All Alike** category the flowers should be uniform in size and color. In the **Zinnia 3 per Display, All Different** category there should be three different colors of flower.
- In the **Mixed Bouquet**, overall freshness, richness of color, health of

foliage and lack of damage will be used as judging criteria. There should be at least five flowers from two different categories. Arrangement of the plants or the container is not to be used as judging criteria.

Potted Plants

The largest plant in the category is not always the best. Overall symmetry and balance of plant growth are considered first and size is considered next. Look for healthy plants with well-developed leaves, abundant flowers, and damage-free foliage with rich color. Plants missing our tags are not penalized except in a tie for first place, at which point the plant with our tag wins.

Strawberry Begonia, Asparagus Fern, Coleus, Dusty Miller, Spider Plant and Umbrella Plant should display well-developed, abundant foliage and rich colors. *Dead and dying leaves should be removed or trimmed.* Blooms on the Coleus can be removed or left on. Spider Plant and Strawberry Begonia "babies" should be left on the plant. In plants of equal quality, preference will be given to the entry with the cleanest foliage. **Jacobinia, Begonia and Geraniums** are judged first for overall balance of plant growth (flowers and foliage) and symmetry of plant growth and second for the amount of flowers. The plants should be well developed and rich in color. *Dead and dying flowers and leaves should be removed or trimmed.* In plants of equal quality, preference will be given to the entry that has been properly groomed. **My Favorite Plant** can be any type of plant grown throughout the summer (not purchased just before the show).

Awarding Ribbons

1. A blue ribbon is awarded in every category in which there is an entry.
2. Only one blue ribbon can be awarded in each category. However, multiple red (2nd), yellow (3rd), and orange (4th) ribbons can be awarded. All entries receive ribbons.
3. If an entry is entered incorrectly, such as four flowers in a vase instead of three or cut flowers entered as a potted plant, etc., the chairperson should contact the student to make the appropriate change before the entry can be judged.
4. An incorrect entry cannot be given a blue ribbon.

Entry Forms

Potted Plant _____ <div style="text-align: right;"><i>Variety</i></div> <input type="checkbox"/> 1st Year <input type="checkbox"/> 2nd Year <input type="checkbox"/> 3rd Year <input type="checkbox"/> 4th+ Year
Cut Flower _____ <div style="text-align: right;"><i>Variety</i></div> <input type="checkbox"/> Single <input type="checkbox"/> 3 Alike (Zinnia only) <input type="checkbox"/> Bouquet <input type="checkbox"/> 3 Different <input type="checkbox"/> 3 Any (Zinnia only)
Vegetable _____ <div style="text-align: right;"><i>Variety</i></div> <input type="checkbox"/> Single for Size <input type="checkbox"/> Single for Appearance <input type="checkbox"/> Group 3 Same <input type="checkbox"/> Group 3 Different <input type="checkbox"/> Mixed Collection
Herb _____ <div style="text-align: right;"><i>Variety</i></div> <input type="checkbox"/> Single cut stem <input type="checkbox"/> Container <hr style="border-top: 1px dashed black;"/> <div style="text-align: center;">Fold Here</div> <hr/> Child's Name <hr/> Teacher Room # Grade

Potted Plant _____ <div style="text-align: right;"><i>Variety</i></div> <input type="checkbox"/> 1st Year <input type="checkbox"/> 2nd Year <input type="checkbox"/> 3rd Year <input type="checkbox"/> 4th+ Year
Cut Flower _____ <div style="text-align: right;"><i>Variety</i></div> <input type="checkbox"/> Single <input type="checkbox"/> 3 Alike (Zinnia only) <input type="checkbox"/> Bouquet <input type="checkbox"/> 3 Different <input type="checkbox"/> 3 Any (Zinnia only)
Vegetable _____ <div style="text-align: right;"><i>Variety</i></div> <input type="checkbox"/> Single for Size <input type="checkbox"/> Single for Appearance <input type="checkbox"/> Group 3 Same <input type="checkbox"/> Group 3 Different <input type="checkbox"/> Mixed Collection
Herb _____ <div style="text-align: right;"><i>Variety</i></div> <input type="checkbox"/> Single cut stem <input type="checkbox"/> Container <hr style="border-top: 1px dashed black;"/> <div style="text-align: center;">Fold Here</div> <hr/> Child's Name <hr/> Teacher Room # Grade

Potted Plant _____ <div style="text-align: right;"><i>Variety</i></div> <input type="checkbox"/> 1st Year <input type="checkbox"/> 2nd Year <input type="checkbox"/> 3rd Year <input type="checkbox"/> 4th+ Year
Cut Flower _____ <div style="text-align: right;"><i>Variety</i></div> <input type="checkbox"/> Single <input type="checkbox"/> 3 Alike (Zinnia only) <input type="checkbox"/> Bouquet <input type="checkbox"/> 3 Different <input type="checkbox"/> 3 Any (Zinnia only)
Vegetable _____ <div style="text-align: right;"><i>Variety</i></div> <input type="checkbox"/> Single for Size <input type="checkbox"/> Single for Appearance <input type="checkbox"/> Group 3 Same <input type="checkbox"/> Group 3 Different <input type="checkbox"/> Mixed Collection
Herb _____ <div style="text-align: right;"><i>Variety</i></div> <input type="checkbox"/> Single cut stem <input type="checkbox"/> Container <hr style="border-top: 1px dashed black;"/> <div style="text-align: center;">Fold Here</div> <hr/> Child's Name <hr/> Teacher Room # Grade

Potted Plant _____ <div style="text-align: right;"><i>Variety</i></div> <input type="checkbox"/> 1st Year <input type="checkbox"/> 2nd Year <input type="checkbox"/> 3rd Year <input type="checkbox"/> 4th+ Year
Cut Flower _____ <div style="text-align: right;"><i>Variety</i></div> <input type="checkbox"/> Single <input type="checkbox"/> 3 Alike (Zinnia only) <input type="checkbox"/> Bouquet <input type="checkbox"/> 3 Different <input type="checkbox"/> 3 Any (Zinnia only)
Vegetable _____ <div style="text-align: right;"><i>Variety</i></div> <input type="checkbox"/> Single for Size <input type="checkbox"/> Single for Appearance <input type="checkbox"/> Group 3 Same <input type="checkbox"/> Group 3 Different <input type="checkbox"/> Mixed Collection
Herb _____ <div style="text-align: right;"><i>Variety</i></div> <input type="checkbox"/> Single cut stem <input type="checkbox"/> Container <hr style="border-top: 1px dashed black;"/> <div style="text-align: center;">Fold Here</div> <hr/> Child's Name <hr/> Teacher Room # Grade

Potted Plant _____ <div style="text-align: right;"><i>Variety</i></div> <input type="checkbox"/> 1st Year <input type="checkbox"/> 2nd Year <input type="checkbox"/> 3rd Year <input type="checkbox"/> 4th+ Year
Cut Flower _____ <div style="text-align: right;"><i>Variety</i></div> <input type="checkbox"/> Single <input type="checkbox"/> 3 Alike (Zinnia only) <input type="checkbox"/> Bouquet <input type="checkbox"/> 3 Different <input type="checkbox"/> 3 Any (Zinnia only)
Vegetable _____ <div style="text-align: right;"><i>Variety</i></div> <input type="checkbox"/> Single for Size <input type="checkbox"/> Single for Appearance <input type="checkbox"/> Group 3 Same <input type="checkbox"/> Group 3 Different <input type="checkbox"/> Mixed Collection
Herb _____ <div style="text-align: right;"><i>Variety</i></div> <input type="checkbox"/> Single cut stem <input type="checkbox"/> Container <hr style="border-top: 1px dashed black;"/> <div style="text-align: center;">Fold Here</div> <hr/> Child's Name <hr/> Teacher Room # Grade

Potted Plant _____ <div style="text-align: right;"><i>Variety</i></div> <input type="checkbox"/> 1st Year <input type="checkbox"/> 2nd Year <input type="checkbox"/> 3rd Year <input type="checkbox"/> 4th+ Year
Cut Flower _____ <div style="text-align: right;"><i>Variety</i></div> <input type="checkbox"/> Single <input type="checkbox"/> 3 Alike (Zinnia only) <input type="checkbox"/> Bouquet <input type="checkbox"/> 3 Different <input type="checkbox"/> 3 Any (Zinnia only)
Vegetable _____ <div style="text-align: right;"><i>Variety</i></div> <input type="checkbox"/> Single for Size <input type="checkbox"/> Single for Appearance <input type="checkbox"/> Group 3 Same <input type="checkbox"/> Group 3 Different <input type="checkbox"/> Mixed Collection
Herb _____ <div style="text-align: right;"><i>Variety</i></div> <input type="checkbox"/> Single cut stem <input type="checkbox"/> Container <hr style="border-top: 1px dashed black;"/> <div style="text-align: center;">Fold Here</div> <hr/> Child's Name <hr/> Teacher Room # Grade

Hello Gardeners and Parents!

It's time to get ready for the School Children's Flower and Vegetable Association's (SCFVA) annual show! If you were a student in grades K-4 last spring in a Fort Wayne area school, you probably received a small potted plant from the Fort Wayne Parks and Recreation to care for over the summer. You also had an opportunity to order flower, herb or vegetable seeds. You are now invited to enter your results in our annual Flower Show. Blue ribbon winners will be eligible to enter the SCFVA Blue Ribbon Show, a city-wide competition held annually by Fort Wayne Parks and Recreation. This year the Blue Ribbon Show will be held at McMillen Community Center, Saturday, September 14, 2019.

Here are some frequently asked questions:

Q. What if I have a plant that is older than 3 years?

A. There is a category called "4th + Years" which means that any plant you received as a student, ever, can be entered in your schools' show. We've had plants as old as 40 years come to the Blue Ribbon Show.

Q. May I enter a plant that I received in another year or from another Fort Wayne school?

A. Yes. Potted plants will be judged as First Year (sent home in 2019), Second Year (sent home in 2018) and Third Year (sent home in 2017). You should still have the original identification tag with the date on it if you are not sure. If you have one plant from each year, you may enter all three. The competition is only for 1st to 5th graders. Remember 5th graders, this is your last year to compete.

Q. What if I lost my identification tag?

A. Bring your plant anyway. It will only be an issue if there is a tie for a blue ribbon. In that case, the entry with the original tag will win. You do not need original seed packets for seed entries.

Q. What if my plant died or did not do well?

A. You are not required to bring an entry for the show. If you did not get the results you wished for, bring it anyway. You might even get a blue ribbon if yours is the only entry in that category. Also, check with the school or chairperson to see if your school has a special "My Favorite Plant" category.

Q. How many blue ribbons are given?

A. Only one blue ribbon is given in each category. For instance, if there are five First Year Dusty Miller entries, only one will receive a blue ribbon. However, the remaining four might all get second place ribbons if that is how they are judged.

Q. If I planted seeds, how many categories may I enter?

A. Look carefully at the many categories for vegetables, herbs and flowers. If you purchased seeds, there are no limits to the number of categories that you may enter. Just read the instructions carefully and fill out the tags correctly. If you enter a cut flower, herb or vegetable at your school show, you may cut a fresh flower, herb or vegetable of that SAME category for Saturday's Blue Ribbon Show.

Q. How do I prepare my plant, flowers, vegetables or herbs for the show?

A. Read the attached Form D and judging guidelines and prepare your entries according to these instructions. Fill out an entry tag and attach it to your entries. You may use tape or staple your tag to a straw or wooden stick. Fold your name under. You are NOT judged for containers, although cut entries must be on a plate or in a container.

Q. Who do I call if I have a question?

A. Call your school chairperson, _____



2019 SCFVA Blue Ribbon Winner

Congratulations _____
(student's name)

Your _____ received a Blue Ribbon at
(plant, flower, vegetable, herb)

the _____ Flower, Vegetable & Plant Show.
(school)

You are invited to bring your entry to the City-Wide Blue Ribbon Show,
Saturday, September 14, 2019. Bring this sheet with your entry.

City-Wide Blue Ribbon Show McMillen Community Center 3901 Abbott Street

Registration

Friday, September 13, 2019.....5 p.m.-7 p.m.
Saturday, September 14, 2019.....8:30 a.m. -11 a.m.

*Remember: It is OK to enter a new cut flower or vegetable as long as it is entered in the same category
that won in your school show. Potted plants must be the same plant that won at your school show.*

Schedule for Saturday, September 14

8:30 a.m. - 11 a.m.Registration of entries
12:30 p.m. – 2 p.m. Judging (closed to the public)
2:30 p.m..... Show open to the public; so that the entried can be enjoyed,
please do not remove them immediately from the show floor.
2:45 p.m..... Merit Awards presented; door prizes announced and must be picked up promptly.

At registration, each student will receive a small prize and a chance for a door prize.
Several door prizes will be awarded after Merit Awards are presented. The stubs from the entry
tags are used for the drawing. You are automatically entered with each entry you bring in.
YOU MUST BE PRESENT TO PICK UP THE PRIZE.

SCFVA T-SHIRTS will also be available during the registration on Friday and Saturday.

We hope you will be proud to wear these shirts as a sign of your Green Thumbs!

Child Sizes: Small (6-8), Medium (10-12), Large (14-16)

Adult Sizes: Small, Medium, Large, Extra Large

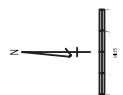
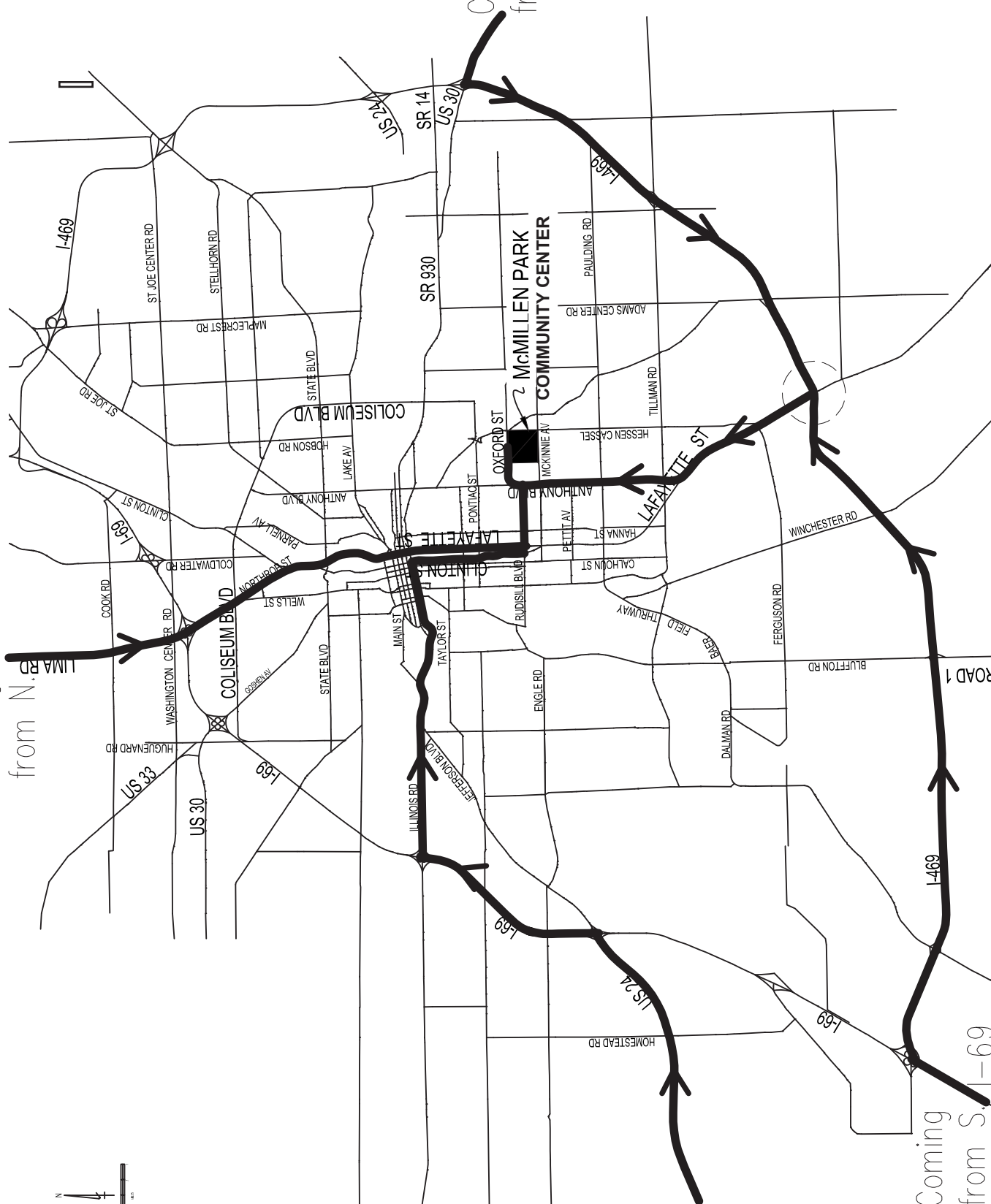
For more information about the Blue Ribbon Show or questions about entering, please contact your school SCFVA Chair-
person or the Fort Wayne Park's representative, Lynda Heavrin, at 260-427-6424, or lynda.heavrin@cityoffortwayne.org
during office hours, Monday-Friday, 8am to 3pm.

Coming from N. I-469

Coming from E. SR 930

Coming from W. I-469

Coming from S. I-69



2019 Flower Show Statistics

This sheet is for your yearly records.

Using this form will help with planning next year's show.

Number Of Ribbons Per Category

Category	1st	2nd	3rd	4th	Blue Ribbon Winner/Grade/ Teacher
Beet 1/Appearance					
Beets 3					
Beet/Size					
Carrot 1/Appearance					
Carrots 3					
Carrot/Size					
Gourd 1 Appearance					
Gourds 3 Alike					
Gourds 3 Different					
Ornamental Corn 1					
Ornamental Corn 3					
Ornamental Corn/Size					
Pumpkin/Appearance					
Pumpkin/Size					
Sunflower/Size					
Sunflower/Appearance					
Mixed Collection/Vegetable					
Cleome 1					
Cleome 3					
Marigold 1					
Marigold 3					
Sunflower, Teddy Bear, 1 Stem					
Zinnia 1					
Zinnia 3 Alike					
Zinnia 3 Different					
Basil, Cut					
Basil, Container					
Parsley, Cut					
Parsley, Container					
Mixed Bouquet Flowers					
Total Ribbons					

Plants On Other Side

2019 Flower Show Statistics

1st, 2nd and 3rd Year Plants

Number Of Ribbons Per Category

Category	1st	2nd	3rd	4th	Blue Ribbon Winner/Grade/ Teacher
1st Year Plants (2019)					
Umbrella Plant					
Asparagus Fern					
Jacobinia					
Strawberry Begonia					
Spider Plant					
Begonia 'Party Red'					
Coleus 'Pineapple Surprise'					
Geranium 'Maverick Red'					
My Favorite Plant					
2nd Year Plants (2018)					
Umbrella Plant					
Asparagus Fern					
Jacobinia					
Strawberry Begonia					
Spider Plant					
Begonia 'Ambassador Bicolor'					
Coleus 'Super Rainbow Color Pride'					
Geranium 'Pinto Orange'					
3rd Year Plants (2017)					
Umbrella Plant					
Asparagus Fern					
Jacobinia					
Spider Plant					
Strawberry Begonia					
Copperleaf					
Begonia 'Yin Rose'					
Coleus 'Black Dragon'					
Geranium 'Maverick Star'					
4th+ Year Plants					
All 4th+ Plants Judged Together					
Total From Front Page					
Total From Back Page					
Total Entries					

Helpful Hints from the Judges

Plants and Potted Herbs

- Remove dead and damaged leaves and flowers before your show
- Overwatering a plant will cause the roots to rot. Usually plants like to dry out a little before rewatering. Pots without holes also will cause roots to rot because there is nowhere for the water to go.
- Sometimes pale leaves are from lack of enough light or fertilizer. Try giving your plant a little more light or have an adult help you with giving the plant some mild liquid fertilizer.
- This pot may be too small. When you see the roots start to come out of the bottom of the pot, that is when it is time to transplant to a larger pot.
- This pot may be too large for your plant. Transplant to a smaller pot and give the roots a chance to fill the pot before transplanting again.
- To make a more rounded plant, pinch the growing tips through the summer. You may need to turn the plant occasionally to give light to all sides of the plant.
- Good job of growing your plant this year! Keep it inside during the winter, give it lots of light, and water it about every two weeks and you can enter your plant next year as 2nd/3rd/4th+ year plant.

Cut Vegetables, Herbs and Flowers

We look for the freshest, cleanest cut products as possible with the least amount of blemishes.

- This is a beautiful Vegetable/Flower/Herb.

It is	<input type="checkbox"/> very fresh	<input type="checkbox"/> very clean
It has	<input type="checkbox"/> good color	<input type="checkbox"/> uniform size
	<input type="checkbox"/> no blemishes	

Vegetables have the most requirements for judging.

- The florets in the center of the giant sunflower must be removed so we can see the seeds.
- The husks on the ornamental corn should be tied back.
- The leafy tops of beets and carrots should be cut off to 1".

Notes:

Keep on Growing!

Helpful Hints from the Judges

Plants and Potted Herbs

- Remove dead and damaged leaves and flowers before your show
- Overwatering a plant will cause the roots to rot. Usually plants like to dry out a little before rewatering. Pots without holes also will cause roots to rot because there is nowhere for the water to go.
- Sometimes pale leaves are from lack of enough light or fertilizer. Try giving your plant a little more light or have an adult help you with giving the plant some mild liquid fertilizer.
- This pot may be too small. When you see the roots start to come out of the bottom of the pot, that is when it is time to transplant to a larger pot.
- This pot may be too large for your plant. Transplant to a smaller pot and give the roots a chance to fill the pot before transplanting again.
- To make a more rounded plant, pinch the growing tips through the summer. You may need to turn the plant occasionally to give light to all sides of the plant.
- Good job of growing your plant this year! Keep it inside during the winter, give it lots of light, and water it about every two weeks and you can enter your plant next year as 2nd/3rd/4th+ year plant.

Cut Vegetables, Herbs and Flowers

We look for the freshest, cleanest cut products as possible with the least amount of blemishes.

- This is a beautiful Vegetable/Flower/Herb.

It is	<input type="checkbox"/> very fresh	<input type="checkbox"/> very clean
It has	<input type="checkbox"/> good color	<input type="checkbox"/> uniform size
	<input type="checkbox"/> no blemishes	

Vegetables have the most requirements for judging.

- The florets in the center of the giant sunflower must be removed so we can see the seeds.
- The husks on the ornamental corn should be tied back.
- The leafy tops of beets and carrots should be cut off to 1".

Notes:

Keep on Growing!