

48

MILES OF TRAILS

14 MILES OF RIVERGREENWAY
24 MILES OF PARK PATHS
10 MILES OF MOUNTAIN BIKE TRAILS



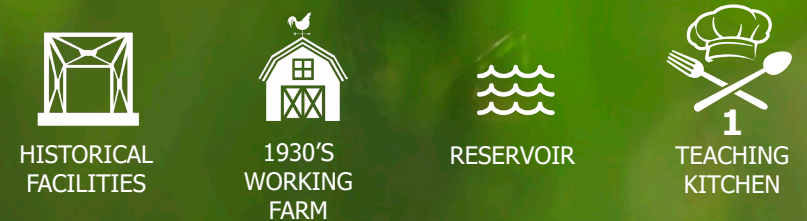

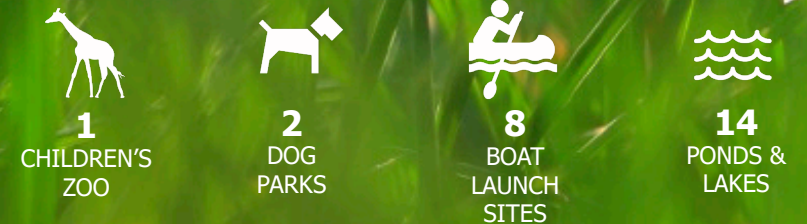
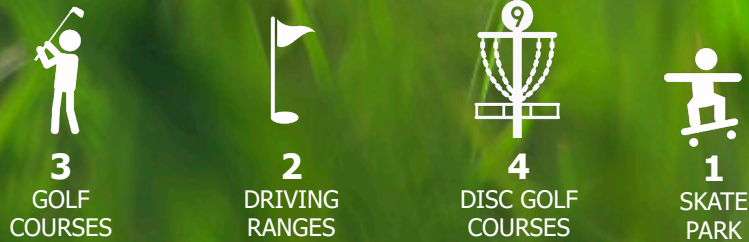
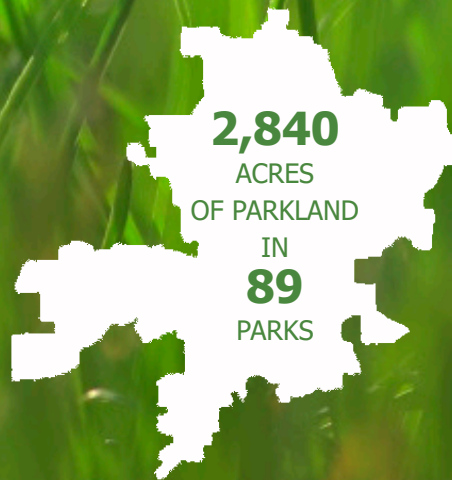
FORT WAYNE
PARKS AND
RECREATION

— SINCE 1905 —

42


PARK PAVILIONS AND SHELTERS

22 ENCLOSED PAVILIONS
20 OPEN AIR SHELTERS



4

DAY CAMP FACILITIES



57

PLAYGROUNDS

OUR PARKS SERVE OVER:

394,000

CITY AND COUNTY RESIDENTS AND

1,000,000

PARTICIPANTS IN OVER

1,500

PROGRAMS AND FACILITIES



FORT WAYNE
PARKS AND
RECREATION

— SINCE 1905 —

900

ACRES OF PARK LAND

THAT REGULARLY FLOOD TO PRESERVE LOCAL
ECOSYSTEMS AND PREVENT STORMWATER
COMPLICATIONS.

50,000

STREET TREES

LOCATED ALONG 1,300 MILES OF ROADWAY
PROVIDE \$3.7 M IN ECONOMIC BENEFITS

33

CONSECUTIVE YEARS
AS "TREE CITY USA"



724,807

TRAIL USES IN 2022

\$352,156

ANNUAL HYDROLOGICAL BENEFIT

FROM OUR PARKS REDUCING AND
INTERCEPTING RAINFALL

18

YEAR RECIPIENT

OF GROWTH AWARD FROM THE
NATIONAL ARBOR DAY FOUNDATION

26,697

SNACKS AND MEALS
SERVED AT THREE
YEAR-ROUND LOCATIONS.



\$6,599,772

IN SERVICE AND OTHER REVENUE AND

\$1,106,028

IN LOCAL GRANTS AND DONATIONS
SUPPLEMENT TAX SUPPORT OF \$19.4 M



10.9

ACRES OF PARKLAND PER
1,000 RESIDENTS